



KALKA PUBLIC SCHOOL



Holiday

Homework



CLASS-UKG



SESSION - 2026-27



A decorative border surrounds the text, featuring various tropical elements: green palm leaves, red sunglasses, slices of watermelon, yellow lemons, and pineapples. The border is colorful and festive, framing the central text.

LEARNING IS FUN

THEME- SELF-ESTEEM



Dear Parents

We have planned a calendar of fun activities for your summer vacations on the theme 'SELF-ESTEEM'. The idea is to enhance children's awareness of their surroundings and life skills. Self-esteem means feeling good about ourselves and believing that we are special and important. Every child is unique and can do wonderful things in their own way. When we try new things, learn from our mistakes, and keep practicing, we grow stronger and smarter.

To help our little learners understand the importance of holistic development, please support your child with the following fun and educational activities over the holidays.

Hope you enjoy doing the activities together and have great holidays !!!

Regards



Finally , the much awaited Summer Holidays are here. It is a good opportunity to spend quality time with your children , Let`s make these holidays fruitful by involving the tiny tots in some fun filled activities.

Learning Time:-

Learn to wish Good Morning , Afternoon and Good Night.

- Learn 5 sentences on Myself.
- Learn Mother`s and Fathers Mobile number.

Play Outdoor Games : Ensure that children should not spend too much time on electronic gadgets as they harm the eyes and make us lethargic . So encourage your child to go for cycling , hide and seek & running etc. as these will make them active & social.


Converse in English : To develop the conversation skills of children in English ensure to converse small sentences in English only. Read out story books with big illustrations and after finishing the story discuss it with your child.

- Emphasize more on phonic sounds and encourage word building words and Picture Talk.

Teachers are trying to encourage the children to use simple words , phrases and sentences like :-

- May i come in Ma`am ?
- May i drink water ?
- May i go to the toilet ?
- I am feeling thirsty .
- Please give me a pencil.
- Please give me an eraser etc.

Use of Magic words like Excuse me , Sorry , Thank you , Please , May I .



SELF- ESTEEM ACTIVITY

'I AM SPECIAL' CROWN (MIRROR ACTIVITY)

Prepare a crown and make them speak these lines in front of the mirror.

- ***I am kind***
- ***I am strong***
- ***I am smart***
- ***I am loved***
- ***I feel happy when...***






World Environment Day

Make a very good use of water plastic bottle by planting a sapling on it. You have a sapling of **MONEY PLANT** and **TULSI** only. (Decorate the planter)



Kindly take the picture of the activity along with your ward and share it with the Class Teacher.





Yoga is a powerful natural state that can inspire you in many ways. Let's make yoga an important part of our life to remain healthy.

- ***Get your picture clicked performing few yoga asanas and make a collage and share with the teacher.***

Freeze Dance :

- ***Play an energentic song and dance, wiggle , jump and move in any way you would like.***
- ***Stop the music at ransom times.***
- ***When the music stops, freeze in a yoga pose of your choice until the music begins again.***





HAPPY FATHER'S DAY



Celebrate Father's Day by creating a beautiful handmade card for your father or father figure.

Steps to Make the Card:

- 1. Fold a colored sheet to make a card base.***
- 2. Draw or paste a fun face (like moustache, hat, eyes).***
- 3. Create a heart shape in the center.***
- 4. Write "PAPA" / "DAD" / "FATHER" inside the heart.***
- 5. Decorate the card using colors and creativity.***



SUMMER HOLIDAY ACTIVITIES

MODEL SUBMISSION

ENGLISH:-

(any 2 alphabet on A3 size sheet
Roll numbers

- *Roll no 1 to 10-- A to I
- * Roll no 11 to 20-- J to Q
- *Roll no 21 to 30-- R to Z

Aa



apple

Bb



is for banana

Cc



Dd



HINDI MODLE SUBMISSION

(कोई दो व्यंजन A3 साइज
शीट पर  बनाएं)

Roll no -1 to 10--- क से ट

Roll no 11 to 20 --- ठ से फ

Roll no - 21 to 30 --- ब से ह

क



ख



ग




घ




EVS HOMEWORK SUBMISSION

Roll no - 1 to 15- My Family Tree
Roll no - 16 to 30 - My body Parts



Maths Model Activity

Roll no - 1-15 3D Dice
Roll no -16-30- 3D shapes
chart



Beginning Sounds

Write the beginning sound for each word.



a t



a n



a t



a n



a t



a n



a t



a n



a n



a t



a n




a t

Q. Match the pictures with the correct words.



rat



cat



fat



bat



mat



hat

आओ शब्द लिखें

चित्र देखो और शब्द पूरा करो। शब्द पढ़ो।



प



घ



ल



ब



ल



व



छ



ल

ग

उ

अः

NAME:- _____ CLASS:-PP.II/SEC:- _____ DATE:- _____

चित्र पहचान कर सही अक्षर पर गोला लगाए ।



ग न क



व भ ग



ब म ट



क ट न



व ब क

अक्षर पहचान कर सही चित्र में रंग भरें ।

क



म



भ



ब



न



Count and Write



Worksheet: Tick ✓ or Cross ✗

Look at the pictures and put ✓ (Tick) for the correct one and ✗ (Cross) for the wrong one.



1 Big / Small



Big ship



Small boat

2 Heavy / Light



Heavy rock



Light feather

3 Tall / Short



Tall giraffe



Short rabbit

4 Thick / Thin



Thick book



Thin book

Activity 2: Circle the Correct Answer

1. Which is **Big**?



(Ship / Boat)

2. Which is **Light**?



(Rock / Feather)

3. Which is **Tall**?



(Rabbit / Giraffe)

4. Which is **Thin**?



(Thick book / Thin book)



Fun Activity

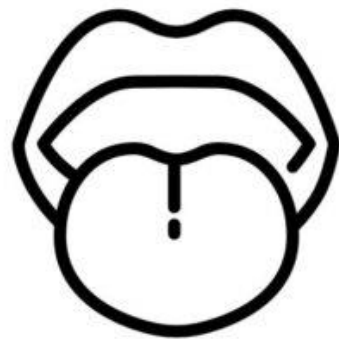
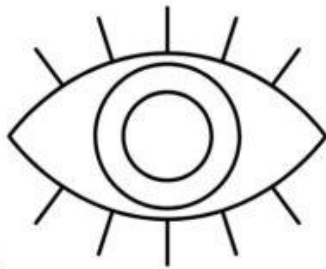
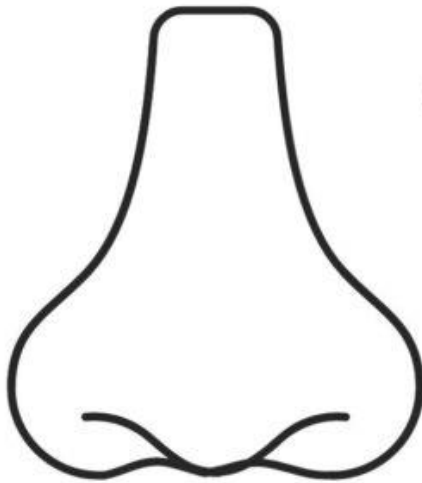
Draw one big and one small object.

Big

Small



COLOR THE BODY PARTS



**ENJOY
YOUR
HOLIDAYS !!!!!**

